

4

3

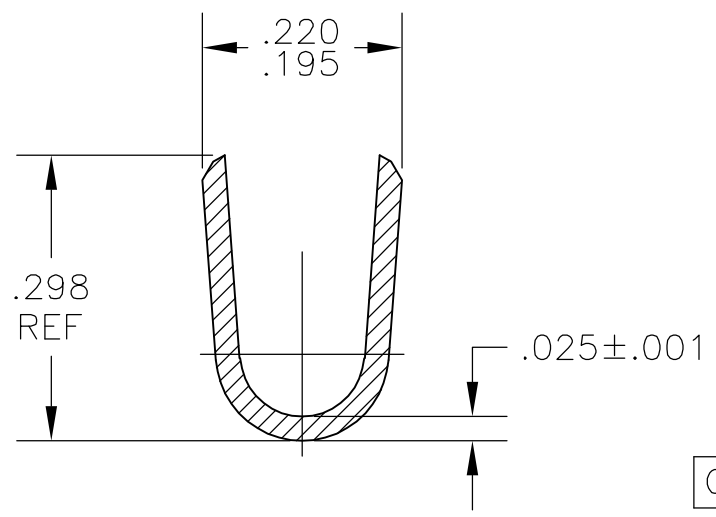
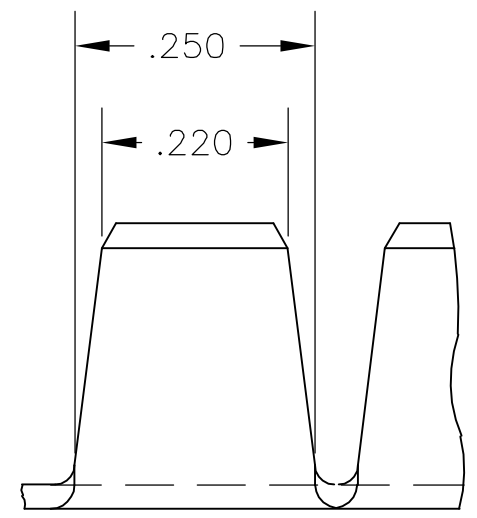
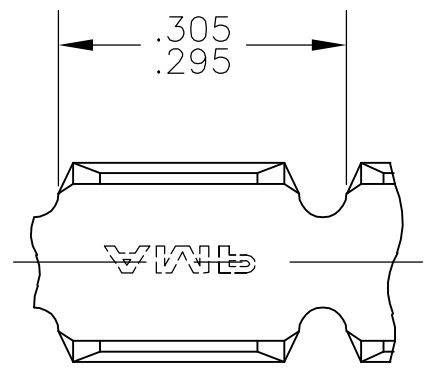
2

1

THIS DRAWING IS UNPUBLISHED. RELEASED FOR PUBLICATION
 © COPYRIGHT BY TYCO ELECTRONICS CORPORATION. ALL RIGHTS RESERVED.

LOC	DIST	REVISIONS					
		P	LTR	DESCRIPTION	DATE	DWN	APVD
AF	50						
		P1		ECR-07-001426(REDRAWN IN AUTOCAD)	13DEC06	HMR	GP

- 1 CONTINUOUS STRIP ON REELS.
- 2 WIRE RANGE: 12,000 TO 18,000 CMA
- △ 3 FOREIGN PRODUCTION ONLY.



	NONE	TEMPER A ST. STEEL	60997-5
OBSOLETE	.000080 MIN TIN	TEMPER 3 C.R. STEEL	60997-4
	.000150 MIN NICKEL	TEMPER 3 C.R. STEEL	60997-3
△ 3 OBSOLETE	.000080 MIN TIN	082 BRASS	60997-2
	NONE	082 BRASS	60997-1
	FINISH	MATERIAL	PART NO

THIS DRAWING IS A CONTROLLED DOCUMENT.		DWN RAGHAVENDRA 13DEC06	Tyco Electronics Corporation Harrisburg, Pa 17105-3608			
DIMENSIONS: INCHES		CHK G.D.PORTA 04JAN07				
TOLERANCES UNLESS OTHERWISE SPECIFIED:		APVD G.D.PORTA 04JAN07	NAME			
0 PLC ± - 1 PLC ± - 2 PLC ± - 3 PLC ± .010 4 PLC ± - ANGLES ± -		PRODUCT SPEC	SPLICE			
MATERIAL SEE TABLE		APPLICATION SPEC	SIZE	CAGE CODE	DRAWING NO	RESTRICTED TO
FINISH SEE TABLE		WEIGHT -	A3	00779	C-60997	-
CUSTOMER DRAWING			SCALE 5:1	SHEET 1 OF 1	REV P1	